


Republic of the Philippines
METRO BANGUED WATER DISTRICT
Bangued, Abra

CONDENSED STATEMENT OF INCOME AND EXPENSES


As of November 30, 2018

	This Month	Year to Date
BUSINESS AND SERVICE INCOME:		
Service Income - Water Sales	5,919,701.50	60,113,266.75
Interest Income	3,194.68	84,781.53
Other Business and Service Income	81,959.65	2,112,041.25
Fines and Penalties - Service Income	72,428.92	860,083.93
Less: Discounts	10,249.15	104,766.32
TOTAL BUSINESS AND SERVICE INCOME	6,067,035.60	63,065,407.14
LESS: EXPENSES		
Personal Services	2,680,023.83	19,403,936.99
Other Operation Expenses	1,431,658.19	15,619,605.59
Maintenance Expenses	753,483.69	8,913,925.93
TOTAL EXPENSES	4,865,165.71	43,937,468.51
INCOME (LOSS) FROM OPERATIONS	1,201,869.89	19,127,938.63
ADD: OTHER INCOME	40,000.00	73,344.09
NET INCOME BEFORE INTEREST AND FINANCIAL CHARGES	1,241,869.89	19,201,282.72
Less: Interest Expenses	30,835.00	399,513.00
Other Financial Charges	-	300.00
NET INCOME (LOSS)	1,211,034.89	18,801,469.72

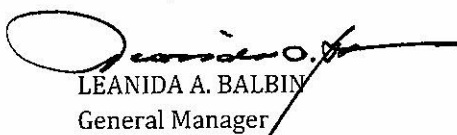
Prepared by:


KRISSEL C. ACEDO
Accounting Processor A

Certified correct:


MARISSA M. RANELO
Division Manager - Finance

Noted by:


LEANIDA A. BALBIN
General Manager

Republic of the Philippines
METRO BANGUED WATER DISTRICT
Bangued, Abra

CONDENSED STATEMENT OF FINANCIAL POSITION

As of November 30, 2018

ASSETS AND OTHER DEBITS

CURRENT ASSETS

Cash and Cash Equivalent	91,184,082.29
Receivables	8,346,205.23
Inventories	9,054,271.50
Prepayments	144,485.58
TOTAL CURRENT ASSETS	108,729,044.60

NON-CURRENT ASSETS

Property Plant and Equipment, net	82,515,106.00
Other Assets	522,771.15
TOTAL NON-CURRENT ASSETS	83,037,877.15

TOTAL ASSETS AND OTHER DEBITS

191,766,921.75

LIABILITIES, EQUITY AND OTHER CREDIT ACCOUNTS

CURRENT LIABILITIES

Payables	781,412.05
Other Liability Accounts	1,448,342.74
TOTAL CURRENT LIABILITIES	2,229,754.79

NON-CURRENT LIABILITIES

Loans Payable	4,192,964.01
TOTAL NON-CURRENT LIABILITIES	4,192,964.01

DEFERRED CREDITS

Deferred Income	799,455.04
Customer's Deposit	276,839.00
Other Deferred Credits	569,005.80
TOTAL DEFERRED CREDITS	1,645,299.84


EQUITY

Government Equity	2,699,671.53
Donated Capital	2,284,848.50
Retained Earnings	178,714,383.08
TOTAL EQUITY	183,698,903.11

TOTAL LIABILITIES, EQUITY AND OTHER CREDIT ACCOUNTS

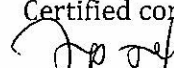
191,766,921.75

Prepared by:


KRISSEL C. ACEDO

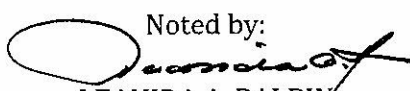
Accounting Processor A

Certified correct:


MARISSA M. PANELO

Division Manager - Finance

Noted by:


LEANIDA A. BALBIN

General Manager


Republic of the Philippines
METRO BANGUED WATER DISTRICT
Bangued, Abra

CONDENSED STATEMENT OF CASH FLOW

As of November 30, 2018


	This Month	Year to Date
CASHFLOW FROM OPERATING ACTIVITIES		
Cash Inflows		
Collection of Receivables	5,782,553.35	60,429,402.31
Cost of Materials Sold	1,905.35	25,366.10
Receipt of Bid Security/Performance Bond		566,604.32
Other Receipts	160,487.84	2,579,209.56
TOTAL	<u>5,944,946.54</u>	<u>63,600,582.29</u>
Cash Outflows		
Payment of Operating Expenses	1,221,643.02	14,690,991.86
Payment of Payables	50,572.01	1,914,263.63
Payment of Personal Services	2,249,621.21	17,420,246.96
Payment of Materials and Office Supplies	165,649.61	6,011,630.13
Payment of Franchise Tax		1,157,984.30
TOTAL	<u>3,687,485.85</u>	<u>41,195,116.88</u>
TOTAL CASH PROVIDED (USED) BY OPERATING ACTIVITIES	<u>2,257,460.69</u>	<u>22,405,465.41</u>
CASHFLOW FROM INVESTING ACTIVITIES		
Cash Inflows	-	-
Cash Outflows		
Capital		3,678,349.51
TOTAL CASH PROVIDED (USED) BY INVESTING ACTIVITIES	<u>-</u>	<u>(3,678,349.51)</u>
CASHFLOW FROM FINANCING ACTIVITIES		
Cash Inflows	-	-
Cash Outflows		
Payment of LWUA Loans (Principal)	159,184.00	1,663,951.00
Payment of Interest on Loans	30,835.00	426,258.00
TOTAL	<u>190,019.00</u>	<u>2,090,209.00</u>
TOTAL CASH PROVIDED (USED) BY FINANCING ACTIVITIES	<u>(190,019.00)</u>	<u>(2,090,209.00)</u>
TOTAL CASH PROVIDED BY OPERATING, INVESTING AND FINANCING ACTIVITIES	<u>2,067,441.69</u>	<u>16,636,906.90</u>
ADD: Cash and Cash Equivalents, Beginning	<u>89,116,640.60</u>	<u>74,547,175.39</u>
Cash and Cash Equivalents, Ending	<u><u>91,184,082.29</u></u>	<u><u>91,184,082.29</u></u>

Prepared by:



KRISEL C. ACEDO
Accounting Processor A

Certified correct:



MARISSA M. PANELO
Division Manager - Finance

Noted by:



LEANIDA A. BALBIN
General Manager