

Republic of the Philippines  
**METRO BANGUED WATER DISTRICT**  
Bangued, Abra

**CONDENSED STATEMENT OF FINANCIAL POSITION**

As of July 31, 2019

**ASSETS AND OTHER DEBITS**

**CURRENT ASSETS**

Cash and Cash Equivalent	101,671,255.19
Receivables	7,803,825.89
Inventories	9,174,997.15
Prepayments	159,231.74
<b>TOTAL CURRENT ASSETS</b>	<b>118,809,309.97</b>

**NON-CURRENT ASSETS**

Property Plant and Equipment, net	88,303,217.82
Other Assets	263,245.78
<b>TOTAL NON-CURRENT ASSETS</b>	<b>88,566,463.60</b>

**TOTAL ASSETS AND OTHER DEBITS**

**207,375,773.57**

**LIABILITIES, EQUITY AND OTHER CREDIT ACCOUNTS**

**CURRENT LIABILITIES**

Payables	2,277,048.42
Other Liability Accounts	859,977.00
<b>TOTAL CURRENT LIABILITIES</b>	<b>3,137,025.42</b>

**NON-CURRENT LIABILITIES**

Loans Payable	2,182,099.01
<b>TOTAL NON-CURRENT LIABILITIES</b>	<b>2,182,099.01</b>

**DEFERRED CREDITS**

Deferred Income	812,718.96
Customer's Deposit	276,839.00
Other Deferred Credits	569,005.80
<b>TOTAL DEFERRED CREDITS</b>	<b>1,658,563.76</b>


**EQUITY**

Government Equity	2,699,671.53
Donated Capital	2,289,348.50
Retained Earnings	195,409,065.35
<b>TOTAL EQUITY</b>	<b>200,398,085.38</b>


**TOTAL LIABILITIES, EQUITY AND OTHER CREDIT ACCOUNTS**

**207,375,773.57**

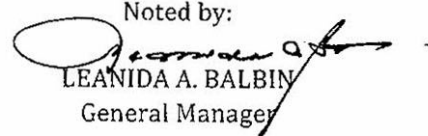
Prepared by:

  
KRISSEL C. ACEDO  
Accounting Processor A

Certified correct:

  
MARISSA M. FANELO  
Division Manager - Finance

Noted by:

  
LEANIDA A. BALBIN  
General Manager

# METRO BANGUED WATER DISTRICT

Statement of Cash Flow  
For the Period Ended July 31, 2019.


	<u>Current Month</u>	<u>Year to Date</u>
<b>Cashflow from Operating Activities</b>		
<b>Cash Inflows</b>		
Collection of Water Sales	5,165,670.66	38,454,665.45
Collection of Other Income	61,918.07	461,209.25
Collection of Customers' Deposits	14,700.00	73,500.00
Collection of Other Receivables	151,505.00	887,465.96
Cost of Materials Sold	5,687.65	33,356.27
Receipt of refund of cash advance	40.50	10,973.00
Other Receipts	3,055,224.95	3,074,047.92
<b>Total</b>	<b>8,454,746.83</b>	<b>42,995,217.85</b>
<b>Cash Outflows</b>		
Payment of Operating Expenses	1,845,028.98	14,754,507.73
Payment of Payables	86,229.71	1,221,112.98
Remittance of GSIS/Pag-ibig/PHIC/Profund	588,629.46	4,247,573.87
Remittance of Withholding taxes	114,865.40	808,329.26
Payment of Materials & Office Supplies	84,727.65	2,372,307.69
Payment of Franchise Tax	337,595.00	956,346.13
<b>Total</b>	<b>3,057,076.20</b>	<b>24,360,177.66</b>
<b>Total Cash Provided (Used) by Operating Activities</b>	<b>5,397,670.63</b>	<b>18,635,040.19</b>
<b>Cashflow from Investing Activities</b>		
<b>Cash Inflows</b>	0.00	0.00
<b>Cash Outflows</b>		
Capital Expenditures		7,526,512.85
<b>Total Cash Provided (Used) by Investing Activities</b>	<b>0.00</b>	<b>(7,526,512.85)</b>
<b>Cashflow from Financing Activities</b>		
<b>Cash Inflows</b>	0.00	0.00
<b>Cash Outflows</b>		
Payment of LWUA Loans ( Principal)	168,097.00	1,152,991.00
Payment of Interest on Loans	21,922.00	177,142.00
<b>Total</b>	<b>190,019.00</b>	<b>1,330,133.00</b>
<b>Total Cash Provided (Used) by Financing Activities</b>	<b>(190,019.00)</b>	<b>(1,330,133.00)</b>
<b>Total Cash Provided by Operating, Investing &amp; Financing Activities</b>	<b>5,207,651.63</b>	<b>9,778,394.34</b>
<b>Add: Cash &amp; Cash Equivalents, Beginning</b>	<b>96,463,603.56</b>	<b>91,892,860.85</b>
<b>Cash &amp; Cash Equivalents, Ending</b>	<b>101,671,255.19</b>	<b>101,671,255.19</b>

Prepared by:



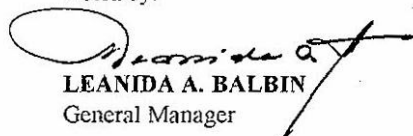
**KRISEL C. ACEDO**  
Accounting Processor A

Certified correct:



**MARISSA M. PANELO**  
Division Manager - Finance

Noted by:



**LEANIDA A. BALBIN**  
General Manager


Republic of the Philippines  
**METRO BANGUED WATER DISTRICT**  
 Bangued, Abra

**CONDENSED STATEMENT OF INCOME AND EXPENSES**


As of July 31, 2019

	This Month	Year to Date
<b>BUSINESS AND SERVICE INCOME:</b>		
Service Income - Water Sales	5,051,956.85	38,273,253.28
Interest Income	4,050.55	64,889.04
Other Business and Service Income	68,652.80	405,524.16
Fines and Penalties - Service Income	80,259.68	562,382.41
Less: Discounts	9,770.12	71,171.69
<b>TOTAL BUSINESS AND SERVICE INCOME</b>	<b>5,195,149.76</b>	<b>39,234,877.20</b>
<b>LESS: EXPENSES</b>		
Personal Services	1,476,371.84	12,413,077.92
Other Operation Expenses	1,289,314.74	7,871,800.90
Maintenance Expenses	502,337.97	4,242,442.82
<b>TOTAL EXPENSES</b>	<b>3,268,024.55</b>	<b>24,527,321.64</b>
<b>INCOME (LOSS) FROM OPERATIONS</b>	<b>1,927,125.21</b>	<b>14,707,555.56</b>
<b>ADD: OTHER INCOME</b>	3,058.69	34,595.88
<b>NET INCOME BEFORE INTEREST AND FINANCIAL CHARGES</b>	<b>1,930,183.90</b>	<b>14,742,151.44</b>
Less: Interest Expenses	21,922.00	177,142.00
Other Financial Charges		243.00
<b>NET INCOME (LOSS)</b>	<b>1,908,261.90</b>	<b>14,564,766.44</b>

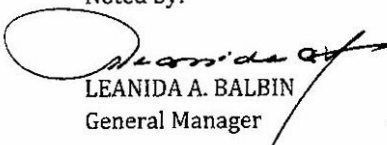
Prepared by:

  
 KRISEEL C. ACEDO  
 Accounting Processor A

Certified correct:

  
 MARISSA M. PANELO  
 Division Manager - Finance

Noted by:

  
 LEANIDA A. BALBIN  
 General Manager