

Republic of the Philippines  
**METRO BANGUED WATER DISTRICT**  
Bangued, Abra

**CONDENSED STATEMENT OF FINANCIAL POSITION**

As of October 31, 2019

**ASSETS AND OTHER DEBITS**

**CURRENT ASSETS**

Cash and Cash Equivalent	105,753,764.01
Receivables	7,534,137.81
Inventories	9,880,629.77
Prepayments	217,406.82
<b>TOTAL CURRENT ASSETS</b>	<b>123,385,938.41</b>

**NON-CURRENT ASSETS**

Property Plant and Equipment, net	87,559,295.72
Other Assets	-
<b>TOTAL NON-CURRENT ASSETS</b>	<b>87,559,295.72</b>

**TOTAL ASSETS AND OTHER DEBITS**

**210,945,234.13**

**LIABILITIES, EQUITY AND OTHER CREDIT ACCOUNTS**

**CURRENT LIABILITIES**

Payables	1,653,751.38
Other Liability Accounts	176,023.00
<b>TOTAL CURRENT LIABILITIES</b>	<b>1,829,774.38</b>

**NON-CURRENT LIABILITIES**

Loans Payable	2,182,099.01
<b>TOTAL NON-CURRENT LIABILITIES</b>	<b>2,182,099.01</b>

**DEFERRED CREDITS**

Deferred Income	818,820.13
Customer's Deposit	286,639.00
Other Deferred Credits	569,005.80
<b>TOTAL DEFERRED CREDITS</b>	<b>1,674,464.93</b>


**EQUITY**

Government Equity	2,699,671.53
Donated Capital	2,294,448.50
Retained Earnings	200,264,775.78
<b>TOTAL EQUITY</b>	<b>205,258,895.81</b>

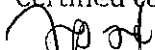
**TOTAL LIABILITIES, EQUITY AND OTHER CREDIT ACCOUNTS**

**210,945,234.13**

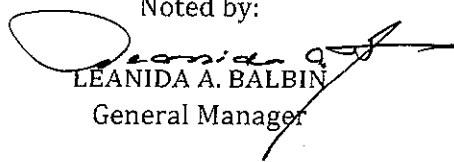
Prepared by:

  
KRISSEL C. ACEDO  
Accounting Processor A

Certified correct:

  
MARISSA M. PANELO  
Division Manager - Finance

Noted by:

  
LEANIDA A. BALBIN  
General Manager


Republic of the Philippines  
**METRO BANGUED WATER DISTRICT**  
 Bangued, Abra

**CONDENSED STATEMENT OF INCOME AND EXPENSES**

As of October 31, 2019

	This Month	Year to Date
<b>BUSINESS AND SERVICE INCOME:</b>		
Service Income - Water Sales	5,012,690.60	54,244,861.93
Interest Income	5,666.43	98,566.94
Other Business and Service Income	68,850.00	602,276.96
Fines and Penalties - Service Income	78,110.75	796,964.40
Less: Discounts	9,717.92	101,628.44
<b>TOTAL BUSINESS AND SERVICE INCOME</b>	<b>5,155,599.86</b>	<b>55,641,041.79</b>
<b>LESS: EXPENSES</b>		
Personal Services	1,527,475.41	16,905,931.07
Other Operation Expenses	1,880,415.21	12,571,242.70
Maintenance Expenses	1,011,489.97	6,421,963.89
<b>TOTAL EXPENSES</b>	<b>4,419,380.59</b>	<b>35,899,137.66</b>
<b>INCOME (LOSS) FROM OPERATIONS</b>	<b>736,219.27</b>	<b>19,741,904.13</b>
<b>ADD: OTHER INCOME</b>	90,296.62	220,937.59
<b>NET INCOME BEFORE INTEREST AND FINANCIAL CHARGES</b>	<b>826,515.89</b>	<b>19,962,841.72</b>
Less: Interest Expenses	35,732.00	253,264.00
Other Financial Charges		243.00
<b>NET INCOME (LOSS)</b>	<b>790,783.89</b>	<b>19,709,334.72</b>

Prepared by:



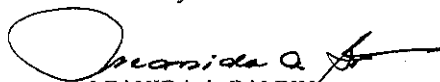
KRISEL C. ACEDO  
 Accounting Processor A

Certified correct:



MARISSA M. PANELO  
 Division Manager - Finance

Noted by:



LEANIDA A. BALBIN  
 General Manager

# METRO BANGUED WATER DISTRICT

Statement of Cash Flow  
For the Period Ended October 31, 2019

	<u>Current Month</u>	<u>Year to Date</u>
<b>Cashflow from Operating Activities</b>		
<b>Cash Inflows</b>		
Collection of Water Sales	5,061,557.03	54,388,896.15
Collection of Other Income	72,323.42	656,073.35
Collection of Customers' Deposits	24,500.00	171,500.00
Collection of Other Receivables	115,171.00	1,313,315.19
Cost of Materials Sold	805.62	35,072.37
Receipt of refund of cash advance	42.50	11,159.00
Other Receipts		3,089,647.92
<b>Total</b>	<b>5,274,399.57</b>	<b>59,665,663.98</b>
<b>Cash Outflows</b>		
Payment of Operating Expenses	2,370,771.08	22,247,443.47
Payment of Payables	106,065.98	1,507,375.21
Remittance of GSIS/Pag-ibig/PHIC/Profund	592,822.96	5,951,213.75
Remittance of Withholding taxes	136,685.42	1,229,690.40
Payment of Materials & Office Supplies	686,033.35	3,501,729.19
Payment of Franchise Tax	312,311.60	1,268,657.73
Adjustment	481,929.22	481,929.22
<b>Total</b>	<b>4,686,619.61</b>	<b>36,188,038.97</b>
<b>Total Cash Provided (Used) by Operating Activities</b>	<b>587,779.96</b>	<b>23,477,625.01</b>
<b>Cashflow from Investing Activities</b>		
<b>Cash Inflows</b>	0.00	0.00
<b>Cash Outflows</b>		
Capital Expenditures		7,526,512.85
<b>Total Cash Provided (Used) by Investing Activities</b>	<b>0.00</b>	<b>(7,526,512.85)</b>
<b>Cashflow from Financing Activities</b>		
<b>Cash Inflows</b>	0.00	0.00
<b>Cash Outflows</b>		
Payment of LWUA Loans ( Principal)	344,306.00	1,836,945.00
Payment of Interest on Loans	35,732.00	253,264.00
<b>Total</b>	<b>380,038.00</b>	<b>2,090,209.00</b>
<b>Total Cash Provided (Used) by Financing Activities</b>	<b>(380,038.00)</b>	<b>(2,090,209.00)</b>
<b>Total Cash Provided by Operating, Investing &amp; Financing Activities</b>	<b>207,741.96</b>	<b>13,860,903.16</b>
<b>Add: Cash &amp; Cash Equivalents, Beginning</b>	<b>105,546,022.05</b>	<b>91,892,860.85</b>
<b>Cash &amp; Cash Equivalents, Ending</b>	<b>105,753,764.01</b>	<b>105,753,764.01</b>

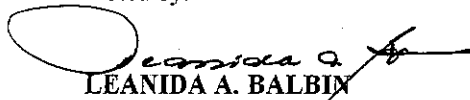
Prepared by:

  
**KRISEL C. ACEDO**  
Accounting Processor A

Certified correct:

  
**MARISSA M. PANELO**  
Division Manager - Finance

Noted by:

  
**LEANIDA A. BALBIN**  
General Manager