

Republic of the Philippines  
**METRO BANGUED WATER DISTRICT**  
Bangued, Abra

**CONDENSED STATEMENT OF FINANCIAL POSITION**

As of OCTOBER 31, 2020

**ASSETS AND OTHER DEBITS**

**CURRENT ASSETS**

Cash and Cash Equivalent	107,837,440.52
Receivables	11,939,320.27
Inventories	10,792,185.84
Prepayments	5,812,115.50
<b>TOTAL CURRENT ASSETS</b>	<b>136,381,062.13</b>

**NON-CURRENT ASSETS**

Property Plant and Equipment, net	90,403,080.27
Other Assets	-
<b>TOTAL NON-CURRENT ASSETS</b>	<b>90,403,080.27</b>

**TOTAL ASSETS AND OTHER DEBITS**

**226,784,142.40**

**LIABILITIES, EQUITY AND OTHER CREDIT ACCOUNTS**

**CURRENT LIABILITIES**

Payables	1,718,032.51
Other Liability Accounts	378,283.01
<b>TOTAL CURRENT LIABILITIES</b>	<b>2,096,315.52</b>

**NON-CURRENT LIABILITIES**

Loans Payable	-
<b>TOTAL NON-CURRENT LIABILITIES</b>	-

**DEFERRED CREDITS**

Deferred Income	570,648.68
Customer's Deposit	312,639.00
Other Deferred Credits	818,509.63
<b>TOTAL DEFERRED CREDITS</b>	<b>1,701,797.31</b>

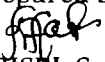
**EQUITY**

Government Equity	2,699,671.53
Donated Capital	2,294,448.50
Retained Earnings	217,991,909.54
<b>TOTAL EQUITY</b>	<b>222,986,029.57</b>

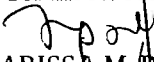
**TOTAL LIABILITIES, EQUITY AND OTHER CREDIT ACCOUNTS**

**226,784,142.40**

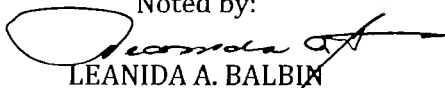
Prepared by:

  
KRISSEL C. ACEDO  
Accounting Processor A

Certified correct:

  
MARISSA M. PANELO  
Division Manager - Finance

Noted by:

  
LEANIDA A. BALBIN  
General Manager


Republic of the Philippines  
**METRO BANGUED WATER DISTRICT**  
 Bangued, Abra

**CONDENSED STATEMENT OF INCOME AND EXPENSES**


As of October 31, 2020

	<b>This Month</b>	<b>Year to Date</b>
<b>BUSINESS AND SERVICE INCOME:</b>		
Service Income - Water Sales	5,290,403.40	53,670,864.67
Interest Income	3,089.64	116,424.97
Other Business and Service Income	113,180.00	733,144.88
Fines and Penalties - Service Income	1,238,570.21	1,952,597.26
Less: Discounts	10,809.08	105,937.03
<b>TOTAL BUSINESS AND SERVICE INCOME</b>	<b>6,634,434.17</b>	<b>56,367,094.75</b>
<b>LESS: EXPENSES</b>		
Personal Services	1,607,698.87	18,483,119.07
Other Operation Expenses	1,362,310.42	12,450,249.51
Maintenance Expenses	836,886.16	6,534,551.73
<b>TOTAL EXPENSES</b>	<b>3,806,895.45</b>	<b>37,467,920.31</b>
<b>INCOME (LOSS) FROM OPERATIONS</b>	<b>2,827,538.72</b>	<b>18,899,174.44</b>
<b>ADD: OTHER INCOME</b>	6,078.20	56,040.30
<b>NET INCOME BEFORE INTEREST AND FINANCIAL CHARGES</b>	<b>2,833,616.92</b>	<b>18,955,214.74</b>
Less: Interest Expenses	3,843.00	94,271.00
Other Financial Charges	866.84	1,316.84
<b>NET INCOME (LOSS)</b>	<b>2,828,907.08</b>	<b>18,859,626.90</b>


Prepared by:

  
 KRISEL C. ACEDO  
 Accounting Processor A

Certified correct:

  
 MARISSA M. PANELO  
 Division Manager - Finance

Noted by:


  
 LEANIDA A. BALBIN  
 General Manager

# METRO BANGUED WATER DISTRICT

## Statement of Cash Flow For the Period Ended October 31, 2020


	<u>Current Month</u>	<u>Year to Date</u>
<b>Cashflow from Operating Activities</b>		
<b>Cash Inflows</b>		
Collection of Water Sales	5,046,460.96	50,422,895.95
Collection of Other Income	19,246.54	424,557.54
Collection of Customers' Deposits	14,700.00	923,700.00
Collection of Other Receivables	4,222.00	160,337.18
Cost of Materials Sold	235.24	9,755.49
Receipt of refund of cash advance		567.00
Other Receipts	21,503.47	91,769.68
<b>Total</b>	<b>5,106,368.21</b>	<b>52,033,582.84</b>
<b>Cash Outflows</b>		
Payment of Operating Expenses	6,908,763.08	27,432,107.28
Payment of Payables	116,670.25	1,598,275.70
Remittance of GSIS/Pag-ibig/PHIC/Profund	480,419.97	4,623,014.97
Remittance of Withholding taxes	488,732.13	2,159,743.55
Payment of Materials & Office Supplies	624,816.08	2,646,066.19
Payment of Franchise Tax	316,754.13	927,178.70
Adjustment		0.00
<b>Total</b>	<b>8,936,155.64</b>	<b>39,386,386.39</b>
<b>Total Cash Provided (Used) by Operating Activities</b>	<b>(3,829,787.43)</b>	<b>12,647,196.45</b>
<b>Cashflow from Investing Activities</b>		
<b>Cash Inflows</b>	0.00	0.00
<b>Cash Outflows</b>		
Capital Expenditures		9,582,597.63
<b>Total Cash Provided (Used) by Investing Activities</b>	<b>0.00</b>	<b>(9,582,597.63)</b>
<b>Cashflow from Financing Activities</b>		
<b>Cash Inflows</b>	0.00	0.00
<b>Cash Outflows</b>		
Payment of LWUA Loans ( Principal)	186,176.00	1,805,919.00
Payment of Interest on Loans	3,843.00	94,271.00
<b>Total</b>	<b>190,019.00</b>	<b>1,900,190.00</b>
<b>Total Cash Provided (Used) by Financing Activities</b>	<b>(190,019.00)</b>	<b>(1,900,190.00)</b>
<b>Total Cash Provided by Operating, Investing &amp; Financing Activities</b>	<b>(4,019,806.43)</b>	<b>1,164,408.82</b>
<b>Add: Cash &amp; Cash Equivalents, Beginning</b>	<b>111,857,246.95</b>	<b>106,673,031.70</b>
<b>Cash &amp; Cash Equivalents, Ending</b>	<b>107,837,440.52</b>	<b>107,837,440.52</b>

Prepared by:




**KRISEL C. ACEDO**  
Accounting Processor A

Certified correct:



**MARISSA M. PANELO**  
Division Manager - Finance

Noted by:



**LEANIDA A. BALBIN**  
General Manager