

Republic of the Philippines  
**METRO BANGUED WATER DISTRICT**  
Bangued, Abra

**CONDENSED STATEMENT OF FINANCIAL POSITION**

As of December 31, 2020

**ASSETS AND OTHER DEBITS**

**CURRENT ASSETS**

Cash and Cash Equivalent	102,682,531.36
Receivables	11,576,738.01
Inventories	10,366,764.27
Prepayments	4,205,066.63

**TOTAL CURRENT ASSETS**

128,831,100.27

**NON-CURRENT ASSETS**

Property Plant and Equipment, net	96,463,507.65
Other Assets	-

**TOTAL NON-CURRENT ASSETS**

96,463,507.65

**TOTAL ASSETS AND OTHER DEBITS**

225,294,607.92

**LIABILITIES, EQUITY AND OTHER CREDIT ACCOUNTS**

**CURRENT LIABILITIES**

Payables	3,441,009.99
Other Liability Accounts	-

**TOTAL CURRENT LIABILITIES**

3,441,009.99

**NON-CURRENT LIABILITIES**

Loans Payable	-
---------------	---

**TOTAL NON-CURRENT LIABILITIES**

-

**DEFERRED CREDITS**

Deferred Income	848,567.65
Customer's Deposit	332,239.00
Other Deferred Credits	569,005.80

**TOTAL DEFERRED CREDITS**

1,749,812.45

**EQUITY**

Government Equity	2,699,671.53
Donated Capital	2,294,448.50
Retained Earnings	215,109,665.45


**TOTAL EQUITY**

220,103,785.48


**TOTAL LIABILITIES, EQUITY AND OTHER CREDIT ACCOUNTS**

225,294,607.92

Prepared by:

  
KRISSEL C. ACEDO  
Accounting Processor A

Certified correct:

  
MARISSA M. PANELO  
Division Manager - Finance

Noted by:

  
LEANIDA A. BALBIN  
General Manager


Republic of the Philippines  
**METRO BANGUED WATER DISTRICT**  
 Bangued, Abra

**CONDENSED STATEMENT OF INCOME AND EXPENSES**


As of December 31, 2020

	This Month	Year to Date
<b>BUSINESS AND SERVICE INCOME:</b>		
Service Income - Water Sales	4,818,765.80	63,978,867.29
Interest Income	17,248.56	136,051.89
Other Business and Service Income	16,450.00	766,844.88
Fines and Penalties - Service Income	72,162.81	2,101,739.15
Less: Discounts	9,984.24	126,795.31
<b>TOTAL BUSINESS AND SERVICE INCOME</b>	<b>4,914,642.93</b>	<b>66,856,707.90</b>
<b>LESS: EXPENSES</b>		
Personal Services	2,448,833.41	23,715,203.21
Other Operation Expenses	5,799,842.26	19,368,486.48
Maintenance Expenses	555,503.01	7,773,853.28
<b>TOTAL EXPENSES</b>	<b>8,804,178.68</b>	<b>50,857,542.97</b>
<b>INCOME (LOSS) FROM OPERATIONS</b>	<b>(3,889,535.75)</b>	<b>15,999,164.93</b>
<b>ADD: OTHER INCOME</b>	3,235.38	85,605.59
<b>NET INCOME BEFORE INTEREST AND FINANCIAL CHARGES</b>	<b>(3,886,300.37)</b>	<b>16,084,770.52</b>
Less: Interest Expenses	1,290.00	98,132.00
Other Financial Charges	-	1,316.84
<b>NET INCOME (LOSS)</b>	<b>(3,887,590.37)</b>	<b>15,985,321.68</b>


Prepared by:

  
 KRISSEL C. ACEDO  
 Accounting Processor A

Certified correct:

  
 MARISSA M. PANELO  
 Division Manager - Finance

Noted by:


  
 LEANIDA A. BALBIN  
 General Manager

# METRO BANGUED WATER DISTRICT

Statement of Cash Flow  
For the Period Ended December 31, 2020

	<u>Current Month</u>	<u>Year to Date</u>
<b>Cashflow from Operating Activities</b>		
<b>Cash Inflows</b>		
Collection of Water Sales	4,764,657.60	60,731,961.26
Collection of Other Income	28,617.25	489,983.06
Collection of Customers' Deposits	19,600.00	972,700.00
Collection of Other Receivables	665.00	163,262.18
Cost of Materials Sold	29.24	9,983.49
Receipt of refund of cash advance		567.00
Other Receipts		142,052.68
<b>Total</b>	<b>4,813,569.09</b>	<b>62,510,509.67</b>
<b>Cash Outflows</b>		
Payment of Operating Expenses	2,574,958.19	38,430,905.06
Payment of Payables	120,271.25	1,819,110.33
Remittance of GSIS/Pag-ibig/PHIC/Profund	428,578.73	5,340,334.14
Remittance of Withholding taxes	466,192.15	2,747,537.41
Payment of Materials & Office Supplies		2,661,824.22
Payment of Franchise Tax		927,178.70
Adjustment	(55,951.43)	(370,426.43)
Adjustment- Cash Collecting Officer	(366.97)	
<b>Total</b>	<b>3,533,681.92</b>	<b>51,556,463.43</b>
<b>Total Cash Provided (Used) by Operating Activities</b>	<b>1,279,887.17</b>	<b>10,954,046.24</b>
<b>Cashflow from Investing Activities</b>		
<b>Cash Inflows</b>	0.00	0.00
<b>Cash Outflows</b>		
Capital Expenditures	3,073,853.99	12,664,685.55
<b>Total Cash Provided (Used) by Investing Activities</b>	<b>(3,073,853.99)</b>	<b>(12,664,685.55)</b>
<b>Cashflow from Financing Activities</b>		
<b>Cash Inflows</b>	0.00	0.00
<b>Cash Outflows</b>		
Payment of LWUA Loans ( Principal)	188,729.00	2,182,096.00
Payment of Interest on Loans	1,290.00	98,132.00
<b>Total</b>	<b>190,019.00</b>	<b>2,280,228.00</b>
<b>Total Cash Provided (Used) by Financing Activities</b>	<b>(190,019.00)</b>	<b>(2,280,228.00)</b>
<b>Total Cash Provided by Operating, Investing &amp; Financing Activities</b>	<b>(1,983,985.82)</b>	<b>(3,990,867.31)</b>
<b>Add: Cash &amp; Cash Equivalents, Beginning</b>	<b>104,666,517.18</b>	<b>106,673,031.70</b>
<b>Cash &amp; Cash Equivalents, Ending</b>	<b>102,682,531.36</b>	<b>102,682,164.39</b>

Prepared by:

  
**KRISEL C. ACEDO**  
Accounting Processor A

Certified correct:

  
**MARISSA M. PANELO**  
Division Manager - Finance

Noted by:

  
**LEANIDA A. BALBIN**  
General Manager