

Republic of the Philippines  
**METRO BANGUED WATER DISTRICT**  
Bangued, Abra

**CONDENSED STATEMENT OF FINANCIAL POSITION**

As of April 30, 2021

**ASSETS AND OTHER DEBITS**

**CURRENT ASSETS**

Cash and Cash Equivalent	93,382,256.63
Receivables	11,993,651.18
Inventories	12,382,763.00
Prepayments	7,674,810.78
<b>TOTAL CURRENT ASSETS</b>	<b>125,433,481.59</b>

**NON-CURRENT ASSETS**

Property Plant and Equipment, net	106,532,555.68
Other Assets	-
<b>TOTAL NON-CURRENT ASSETS</b>	<b>106,532,555.68</b>

**TOTAL ASSETS AND OTHER DEBITS**

**231,966,037.27**

**LIABILITIES, EQUITY AND OTHER CREDIT ACCOUNTS**

**CURRENT LIABILITIES**

Payables	3,495,158.51
Other Liability Accounts	-
<b>TOTAL CURRENT LIABILITIES</b>	<b>3,495,158.51</b>

**NON-CURRENT LIABILITIES**

Loans Payable	-
<b>TOTAL NON-CURRENT LIABILITIES</b>	<b>-</b>

**DEFERRED CREDITS**

Deferred Income	718,686.26
Customer's Deposit	312,639.00
Other Deferred Credits	569,005.80
<b>TOTAL DEFERRED CREDITS</b>	<b>1,600,331.06</b>

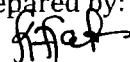
**EQUITY**

Government Equity	2,699,671.53
Donated Capital	2,294,448.50
Retained Earnings	221,876,427.67
<b>TOTAL EQUITY</b>	<b>226,870,547.70</b>

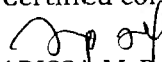
**TOTAL LIABILITIES, EQUITY AND OTHER CREDIT ACCOUNTS**

**231,966,037.27**

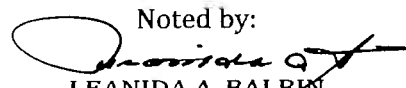
Prepared by:

  
KRISSEL C. ACEDO  
Accounting Processor A

Certified correct:

  
MARISSA M. PANELO  
Division Manager - Finance

Noted by:

  
LEANIDA A. BALBIN  
General Manager


Republic of the Philippines  
**METRO BANGUED WATER DISTRICT**  
 Bangued, Abra

**CONDENSED STATEMENT OF INCOME AND EXPENSES**


As of April 30, 2021

	<b>This Month</b>	<b>Year to Date</b>
<b>BUSINESS AND SERVICE INCOME:</b>		
Service Income - Water Sales	6,710,959.65	22,181,576.20
Interest Income	2,141.90	26,024.99
Other Business and Service Income	9,315.00	91,076.93
Fines and Penalties - Service Income	61,928.36	309,512.41
Less: Discounts	11,194.89	40,834.68
<b>TOTAL BUSINESS AND SERVICE INCOME</b>	<b>6,773,150.02</b>	<b>22,567,355.85</b>
<b>LESS: EXPENSES</b>		
Personal Services	1,447,573.32	7,403,502.44
Other Operation Expenses	1,128,271.00	4,184,592.72
Maintenance Expenses	722,652.63	2,450,040.85
<b>TOTAL EXPENSES</b>	<b>3,298,496.95</b>	<b>14,038,136.01</b>
<b>INCOME (LOSS) FROM OPERATIONS</b>	<b>3,474,653.07</b>	<b>8,529,219.84</b>
<b>ADD: OTHER INCOME</b>	479.93	53,004.19
<b>NET INCOME BEFORE INTEREST AND FINANCIAL CHARGES</b>	<b>3,475,133.00</b>	<b>8,582,224.03</b>
Less: Interest Expenses	-	-
Other Financial Charges	-	150.00
<b>NET INCOME (LOSS)</b>	<b>3,475,133.00</b>	<b>8,582,074.03</b>

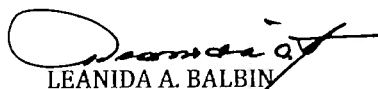
Prepared by:

  
 KRISEE C. ACEDO  
 Accounting Processor A

Certified correct:

  
 MARISSA M. PANELO  
 Division Manager - Finance

Noted by:

  
 LEANIDA A. BALBIN  
 General Manager

# METRO BANGUED WATER DISTRICT

Statement of Cash Flow  
For the Period Ended April 30, 2021

	<u>Current Month</u>	<u>Year to Date</u>
<b>Cashflow from Operating Activities</b>		
<b>Cash Inflows</b>		
Collection of Water Sales	4,363,253.48	20,084,421.16
Collection of Other Income	6,293.45	56,502.42
Collection of Customers' Deposits	9,800.00	83,300.00
Collection of Other Receivables		1,325.00
Cost of Materials Sold	176.62	2,193.10
Receipt of refund of cash advance		0.00
Other Receipts	325.00	501,021.86
<b>Total</b>	<u>4,379,848.55</u>	<u>20,728,763.54</u>
<b>Cash Outflows</b>		
Payment of Operating Expenses	1,542,884.93	8,399,152.20
Payment of Payables	88,215.65	413,590.14
Remittance of GSIS/Pag-ibig/PHIC/Profund	232,761.76	2,590,101.68
Remittance of Withholding taxes	115,006.60	858,945.76
Payment of Materials & Office Supplies	1,864,611.38	3,050,131.65
Payment of Franchise Tax	303,359.56	608,691.13
Adjustment - Reversal of PCF		-9,282.50
Adjustment- Cash Collecting Officer		
<b>Total</b>	<u>4,146,839.88</u>	<u>15,911,330.06</u>
<b>Total Cash Provided (Used) by Operating Activities</b>	<b>233,008.67</b>	<b>4,817,433.48</b>
<b>Cashflow from Investing Activities</b>		
<b>Cash Inflows</b>	0.00	0.00
<b>Cash Outflows</b>		
Capital Expenditures	<u>3,875,718.92</u>	<u>14,117,708.21</u>
<b>Total Cash Provided (Used) by Investing Activities</b>	<b>(3,875,718.92)</b>	<b>(14,117,708.21)</b>
<b>Cashflow from Financing Activities</b>		
<b>Cash Inflows</b>	0.00	0.00
<b>Cash Outflows</b>		
Payment of LWUA Loans ( Principal)		0.00
Payment of Interest on Loans		0.00
<b>Total</b>	<u>0.00</u>	<u>0.00</u>
<b>Total Cash Provided (Used) by Financing Activities</b>	<b>0.00</b>	<b>0.00</b>
<b>Total Cash Provided by Operating, Investing &amp; Financing Activities</b>	<b>(3,642,710.25)</b>	<b>(9,300,274.73)</b>
<b>Add: Cash &amp; Cash Equivalents, Beginning</b>	<u>97,024,966.88</u>	<u>102,682,531.36</u>
<b>Cash &amp; Cash Equivalents, Ending</b>	<u>93,382,256.63</u>	<u>93,382,256.63</u>

Prepared by:

  
**KRISEL C. ACEDO**  
Accounting Processor A

Certified correct:

  
**MARISSA M. PANELO**  
Division Manager - Finance

Noted by:

  
**LEANIDA A. BALBIN**  
General Manager