

Republic of the Philippines
METRO BANGUED WATER DISTRICT
Bangued, Abra

CONDENSED STATEMENT OF FINANCIAL POSITION

As of November 30, 2021

ASSETS AND OTHER DEBITS

CURRENT ASSETS

Cash and Cash Equivalent	94,534,277.21
Receivables	12,058,091.16
Inventories	11,497,560.63
Prepayments	5,531,543.80
TOTAL CURRENT ASSETS	123,621,472.80

NON-CURRENT ASSETS

Property Plant and Equipment, net	119,755,987.65
Other Assets	-
TOTAL NON-CURRENT ASSETS	119,755,987.65

TOTAL ASSETS AND OTHER DEBITS

243,377,460.45

LIABILITIES, EQUITY AND OTHER CREDIT ACCOUNTS

CURRENT LIABILITIES

Payables	4,060,192.50
Other Liability Accounts	-
TOTAL CURRENT LIABILITIES	4,060,192.50

NON-CURRENT LIABILITIES

Loans Payable	-
TOTAL NON-CURRENT LIABILITIES	-

DEFERRED CREDITS

Deferred Income	858,229.74
Customer's Deposit	317,539.00
Other Deferred Credits	580,561.02
TOTAL DEFERRED CREDITS	1,756,329.76


EQUITY

Government Equity	2,699,671.53
Donated Capital	2,294,448.50
Retained Earnings	232,566,818.16
TOTAL EQUITY	237,560,938.19

TOTAL LIABILITIES, EQUITY AND OTHER CREDIT ACCOUNTS

243,377,460.45

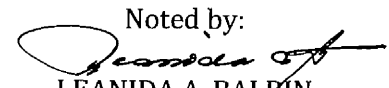
Prepared by:


KRISSEL C. ACEDO
Accounting Processor A

Certified correct:


CHARO DENNIS A. FRANCISCO
OIC Division Manager - Finance

Noted by:


LEANIDA A. BALBIN
General Manager


Republic of the Philippines
METRO BANGUED WATER DISTRICT
 Bangued, Abra

CONDENSED STATEMENT OF INCOME AND EXPENSES


As of November 30, 2021

	This Month	Year to Date
BUSINESS AND SERVICE INCOME:		
Service Income - Water Sales	5,492,179.20	60,622,238.75
Interest Income	2,030.77	75,695.89
Other Business and Service Income	24,215.00	225,701.93
Fines and Penalties - Service Income	101,548.39	905,407.28
Less: Discounts	10,196.42	111,168.48
TOTAL BUSINESS AND SERVICE INCOME	5,609,776.94	61,717,875.37
LESS: EXPENSES		
Personal Services	3,262,998.52	22,129,865.21
Other Operation Expenses	982,711.64	13,790,720.22
Maintenance Expenses	418,255.01	7,361,444.85
TOTAL EXPENSES	4,663,965.17	43,282,030.28
INCOME (LOSS) FROM OPERATIONS	945,811.77	18,435,845.09
ADD: OTHER INCOME	1,065.40	65,917.34
NET INCOME BEFORE INTEREST AND FINANCIAL CHARGES	946,877.17	18,501,762.43
Less: Interest Expenses	-	-
<i>Other Financial Charges</i>	-	400.00
NET INCOME (LOSS)	946,877.17	18,501,362.43


Prepared by:


 KRISEL C. ACEDO
 Accounting Processor A

Certified correct:


 CHARO DENNIS A. FRANCISCO
 OIC Division Manager - Finance

Noted by:



 LEANIDA A. BALBIN
 General Manager

METRO BANGUED WATER DISTRICT


Statement of Cash Flow For the Period Ended November 30, 2021

	<u>Current Month</u>	<u>Year to Date</u>
Cashflow from Operating Activities		
Cash Inflows		
Collection of Water Sales	5,711,315.72	58,981,760.76
Collection of Other Income	20,648.92	227,267.53
Collection of Customers' Deposits	9,800.00	137,200.00
Collection of Other Receivables	2,345.00	11,360.00
Cost of Materials Sold	68.62	24,140.81
Receipt of refund of cash advance	6,225.00	6,225.00
Adjustment- Retained Earnings (Refund of BODs)		44,100.00
Other Receipts	1,041.10	589,751.51
Total	5,751,444.36	60,021,805.61
Cash Outflows		
Payment of Operating Expenses	3,017,866.26	25,140,040.60
Payment of Payables	42,650.00	775,774.74
Remittance of GSIS/Pag-ibig/PHIC/Profund	1,323,395.06	7,632,792.66
Remittance of Withholding taxes	382,951.72	2,448,418.98
Payment of Materials & Office Supplies	39,078.96	5,703,288.84
Payment of Franchise Tax		1,736,076.19
Adjustment - Reversal of PCF		(9,282.50)
Adjustment - Returned Check		210.00
Bank Reconciliation Item		
Adjustment - NCF (2019)		
Total	4,805,942.00	43,427,319.51
Total Cash Provided (Used) by Operating Activities	945,502.36	16,594,486.10
Cashflow from Investing Activities		
Cash Inflows		0.00
Cash Outflows		
Capital Expenditures	488,040.00	24,742,470.84
Total Cash Provided (Used) by Investing Activities	(488,040.00)	(24,742,470.84)
Cashflow from Financing Activities		
Cash Inflows	0.00	0.00
Cash Outflows		
Payment of LWUA Loans (Principal)		0.00
Payment of Interest on Loans		0.00
Total	0.00	0.00
Total Cash Provided (Used) by Financing Activities	0.00	0.00
Total Cash Provided by Operating, Investing & Financing Activities	457,462.36	(8,148,254.15)
Add: Cash & Cash Equivalents, Beginning	94,076,814.85	102,682,531.36
Cash & Cash Equivalents, Ending	94,534,277.21	94,534,277.21

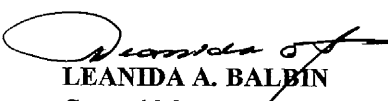
Prepared by:


KRISEL C. ACEDO
 Accounting Processor A

Certified correct:


CHARO DENNIS A. FRANCISCO
 OIC Division Manager - Finance


Noted by:


LEANIDA A. BALBIN
 General Manager


METRO BANGUED WATER DISTRICT
STATEMENT OF RETAINED EARNINGS
As of November 30, 2021

Unappropriated Retained Earnings, Beginning Balance	231,576,292.93
Add (Deduct): Prior Period Adjustments	43,648.06
Add (Deduct): Net Income/(Loss) for the Period	<u>946,877.17</u>
Unappropriated Retained Earnings, Ending Balance	<u><u>232,566,818.16</u></u>

Prepared by:


KRISEL C. ACEDO
Accounting Processor A

Certified correct:


CHARO DENNIS A. FRANCISCO
OIC Division Manager - Finance

Noted:


LEANIDA A. BALBIN
General Manager